

◆ How to use the Electronic Coupon ◆

- Two days before your departure, we will inform you of the “coupon login number” and the URL required to use your electronic coupon.

(1) For customers who made a reservation on the JAPAN BURARI TRIP website.

The login number is your reservation number.

(2) For customers who made a reservation through websites other than JAPAN BURARI TRIP.

We will send the login number via the message function of the reservation site you used.

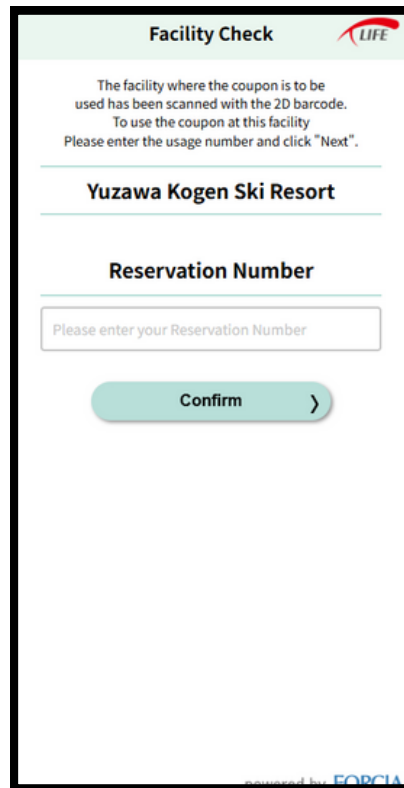
- Your electronic coupon login number:

An 8-digit alphanumeric code starting with “5D” (e.g., 5D123456 — **no hyphens**)

※ **Operations are only available on the day of use.**

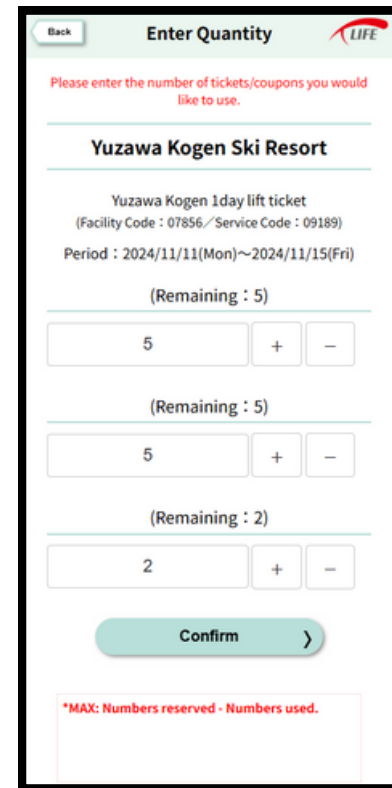
If you attempt to redeem the coupon before the day of use, an error message will appear.

1



Please enter your reservation number.
※ (KKday, Trip.com)
coupon login number.

2



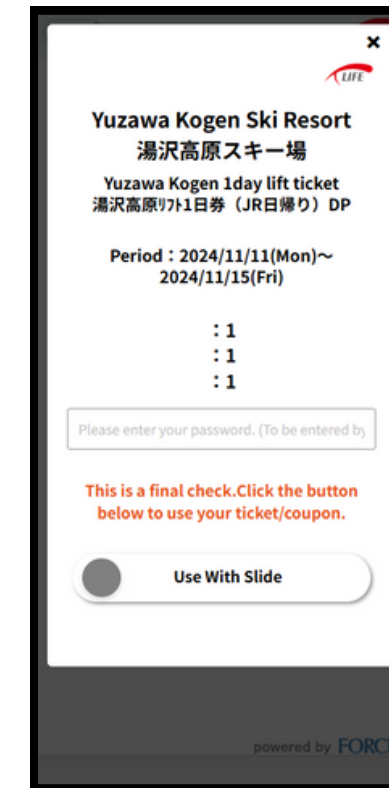
Please enter the number of users.
※ This function allows group members to use it individually at different times.

3



A confirmation screen will be displayed. If the information is correct, please press “To the staff confirmation screen.”

4



When the screen changes, do not touch “Use With Slide”. Please show the screen to the staff.
※ If a password is requested, the staff will enter it for you.

5



After receiving the ticket from the staff, the mark “Used” will be displayed on the screen.